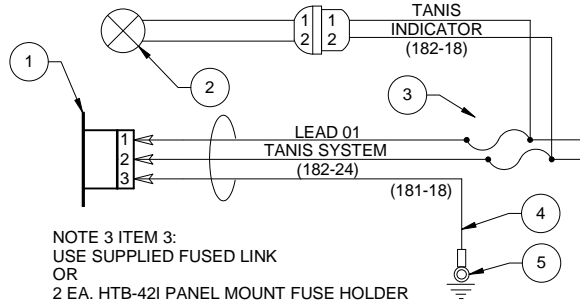


RIGHT REAR AFT TAIL SECTION BELOW DECK

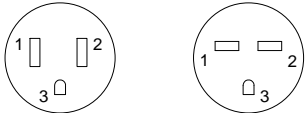
NOTE 2:
ROUTE TO REAR DECK THROUGH EXISTING TOOLING HOLE AND INSTLLED DECK PASS THROUGH.
(REMOVE LEAD 01 FROM JUNCTION FOR ROUTING)



NOTE 3 ITEM 3:
USE SUPPLIED FUSED LINK
OR
2 EA. HTB-42I PANEL MOUNT FUSE HOLDER
OR
2 EA. MS26574-10 BREAKER
WIRE AS DEPICTED.

- △ REFERENCE - OPTION SUPPLIED SEPARATELY
△ VOLTAGE DEPENDENT, SUPPLIED THROUGH NEXT HIGHER ASSEMBLY

NOTE 1:
1. TERMINATE ARROWED WIRES AS INDICATED.
2. ACCEPTABLE TO CUT AND TERMINATE AS INDICATED.
3. INSTALL SEALING CAP ON LEADS NOT IN USE.
4. CIRCUIT PROTECTION NOT TO EXCEED 12 AMPS.
5. WIRING IN PARALLEL.
6. NEC/NEMA COLOR CODE.



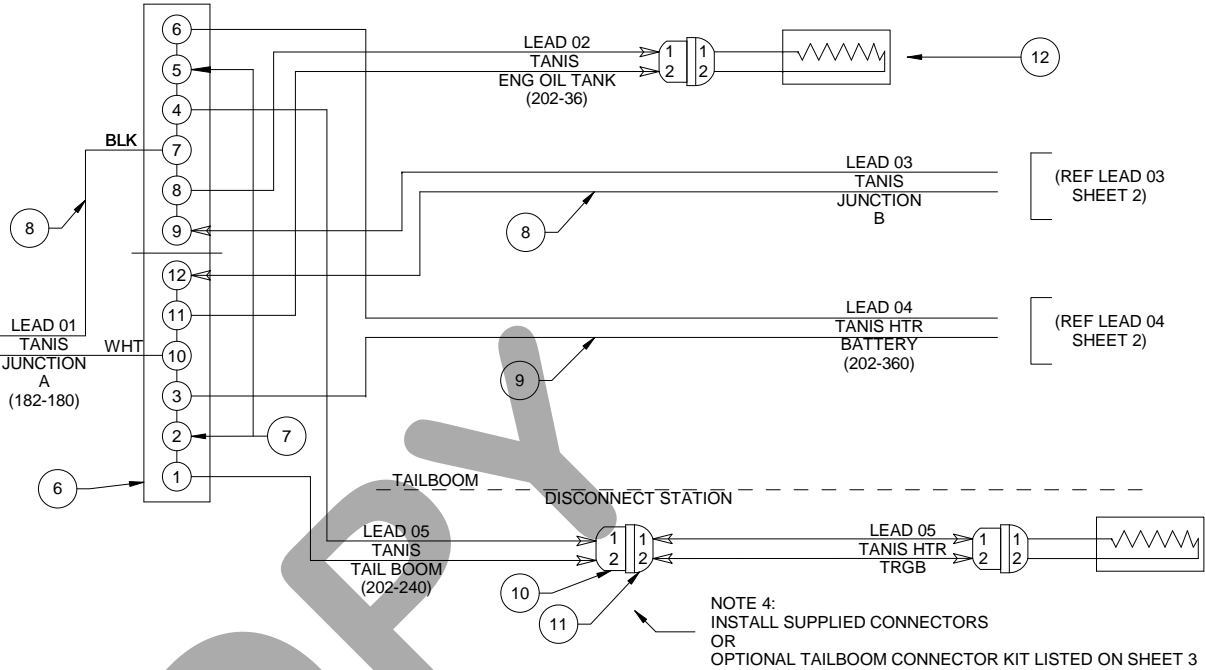
115-VOLT PLUG 230 VOLT PLUG

SHORE POWER PLUG CONFIGURATION
1. "BLK" TO BRASS OR BLACK SCREW.
2. "WHT" TO SILVER SCREW.
3. "GRN" TO GREEN GROUND SCREW.

MANUFACTURING (MFG):
1. LABELS PER DRAWING.
2. CABLE TIE LABEL AND GROUND ON UNTERMINATED LEAD 01.
3. INSTALL JUNCTION KIT SEALING PLUGS AS INDICATED.

THE INFORMATION CONTAINED IN THIS DOCUMENT AND ALL OTHER ASSOCIATED DOCUMENTS IS PROPRIETARY TO TANIS AIRCRAFT PRODUCTS AND WILL NOT BE REPRODUCED DISCLOSED IN WHOLE OR IN PART OR USED FOR ANY DESIGN OR MANUFACTURE EXCEPT WITH DIRECT WRITTEN AUTHORIZATION FROM TANIS AIRCRAFT PRODUCTS.

REAR UPPER DECK JUNCTION AFT FIREWALL



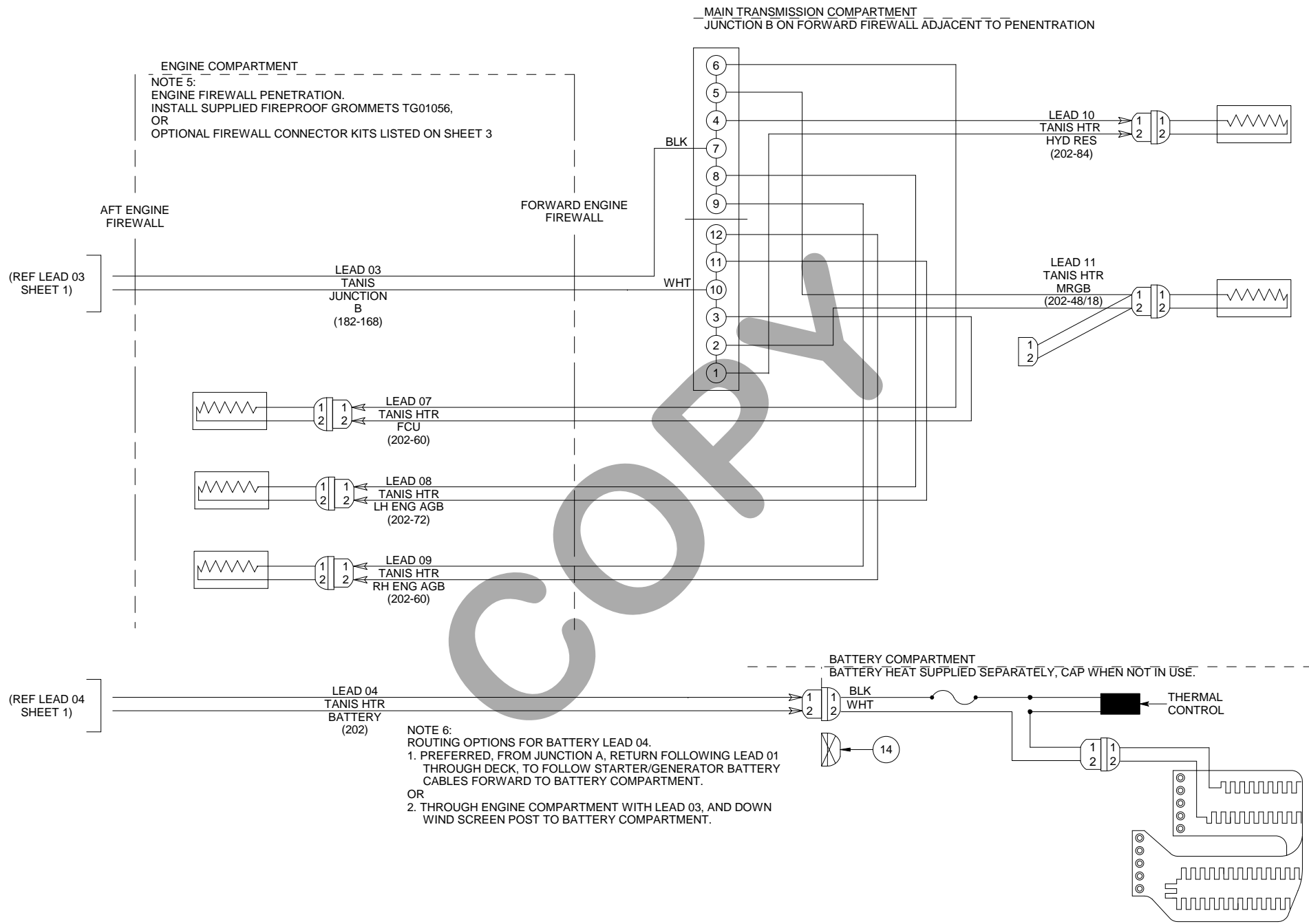
14	2	DT04-2P-C017	1	SOCKET CONNECTOR SEALING CAP	GREY
13		0462-201-16141	12	SOCKET CONTACT (SOCKET CONNECTOR CONTACT)	USE AS REQUIRED
12	1-2	VARIES	△ 1	HEAT ELEMENT	TANIS PART
11	1-2	TCP2598	1	PIN CONNECTOR KIT	TANIS PART
10	1-2	TCS2598	11	SOCKET CONNECTOR KIT	TANIS PART
9	1-2-3	22759-202	978	20 GAUGE - 2 CONDUCTOR	TANIS - BLK/WHT IN JACKET (WIRE-INCH)
8	1-2-3	22759-182	390	18 GAUGE - 2 CONDUCTOR	TANIS - BLK/WHT IN JACKET (WIRE-INCH)
7	1	0413-217-1605	2	LOCKING SEALING PLUG	INSTALLED AT MFG
6	1-2	TCJ3012	2	JUNCTION KIT - 6 LEAD	TANIS PART
5	1	MS25036-103	1	RING TERMINAL - GROUND	#10 RING - CRIMP TERMINAL
4	1	22759-181	18	18 GAUGE - 1 CONDUCTOR GREEN	TANIS - GREEN (WIRE-INCH)
3	1	03013-B	1	FUSED LINK (W/ 12-AMP FUSES AND SPARE LEAD)	TANIS PART OR △ 2 EA HTB-42I, OR MS26574-10
2	1	VARIES	△ 1	INDICATOR LIGHT	TANIS PART (TEST WITH POWER)
1	1	VARIES	△ 1	SHORE POWER PLUG	TANIS PART

REF	SHT	ITEM NUMBER	QTY	DESCRIPTION	SPECIFICATIONS
MATERIAL LIST					
CURRENT REV APPROVAL					
G		ADD LENGTH LEAD 03 AND TU03030, TU03047 OPTIONS	OCT-16-2014	DNE	
F		ADD BATTERY CABLING AND CONNECTOR OPTIONS	MAY-09-2014	DNE	
E		CORRECT POWER LEAD PART NUMBER	JUL-18-2013	GDO	
D		ECR: 2013-0004	JUN-11-2013	GDO	
REV		CHANGE	DATE	INIT	
				DRAWN BY	WJD
				CHECKED BY	WJD
				SCALE	NOT TO SCALE
				TITLE:	
				CABLE KIT	
				P/N: TCH2413	
				SPEC: 90000	
				SUPERSEDES: N/A	
				DRAWING: 2413	
				SHEET: 1 OF 3	



TANIS AIRCRAFT PRODUCTS
GLENWOOD MUNICIPAL AIRPORT
GLENWOOD, MN 56334 USA
+1.952.224.4425

(.vc6 TC2 format E)



TANIS AIRCRAFT PRODUCTS
GLENWOOD MUNICIPAL AIRPORT
GLENWOOD, MN 56334 USA

TITLE: CABLE KIT

WIRE DIAGRAM

REV. G

DRAWING: 2413

DATE: OCT-16-2014

SHEET: 2 OF 3

