

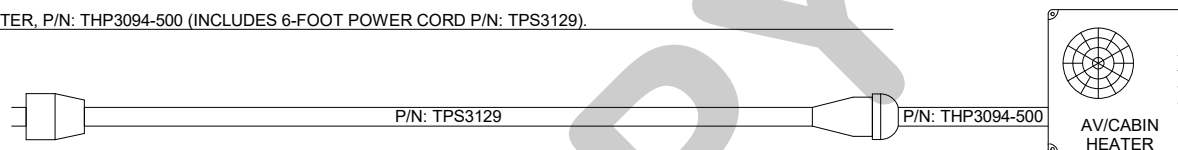
NOTES

- 1 CIRCUIT OPTIONS USED WITH 115 AND 230-VOLT AV HEATER CONNECTION REFER TO INSTRUCTION: TN03094, CIRCUIT NOT TO EXCEED LIMITATIONS LISTED (CABLING 18 GAUGE M27500 P/N: 22759-182).
 - A. INSTALL WITH REFERENCE TO KIT SPECIFIC INSTRUCTION(S) AND INSTALLATION GUIDE: TNG1000.
 - B. ARROWED WIRES TERMINATED AS INDICATED, REFERENCE NOTES IN PARENTHESES ().
 - C. WIRES MAY BE CUT AND RE-TERMINATED OR LENGTHENED REFER TO INSTRUCTION: TN02793.
 - D. CIRCUIT PROTECTION DEVICE (CPD) NOT TO EXCEED 12-AMP.
 - E. CIRCUIT LOAD NOT TO EXCEED 80% OF CPD AMPERAGE RATING.
 - F. PLUG LOAD NOT TO EXCEED 15-AMP.
 - G. WIRING IN PARALLEL, NEC/NEMA COLOR CODE.

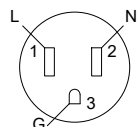
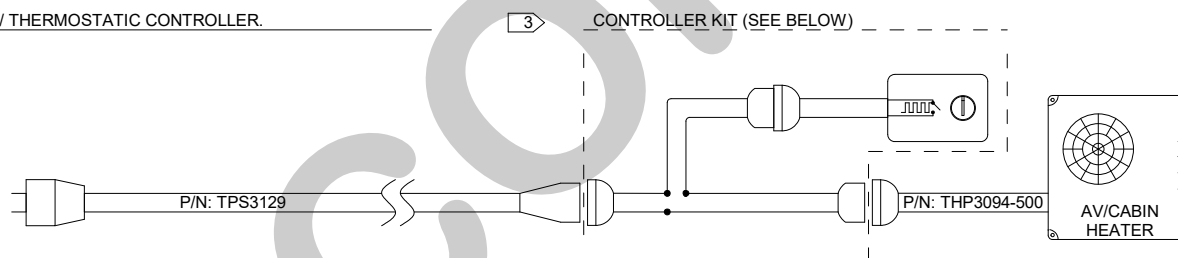
NOTE: SPEC AS22759/187, PTFE BLACK WIRE INSULATOR MAY APPEAR GRAY IN COLOR.

- 2 PARTS SUPPLIED THROUGH NEXT HIGHER ASSEMBLY (NHA) OR OTHER.
- 3 OPTIONS SUPPLIED SEPARATE FROM AV/CABIN HEATER OR THROUGH NHA.
- 4 OPTIONAL CPD, REPLACEMENT OR REPAIR, REFER TO INSTRUCTION: TN03013, FUSE REPLACEMENT 12A, P/N: TU02848.
- 5 FIREWALL PASSTHROUGH, USE EXISTING OR ALTERNATE SUPPLIED SEPARATELY, AVAILABLE OPTIONS REFER TO INSTALLATION GUIDE: TNG1000.
- 6 BEFORE CONNECTING TO POWER COMPLETE FUNCTIONAL SYSTEM CHECK WITH OHMMETER, REFER TO KIT SPECIFIC INSTRUCTION AND/OR INSTALLATION GUIDE: TNG1000.

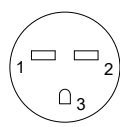
DETAIL A: AV/CABIN HEATER, P/N: THP3094-500 (INCLUDES 6-FOOT POWER CORD P/N: TPS3129).



DETAIL B: AV HEATER W/ THERMOSTATIC CONTROLLER.



115-VOLT PLUG
(NEMA 5-15P)




230 VOLT PLUG
(NEMA 6-15P)

DETAIL - SHORE POWER PLUG

1. "BLK" TO BRASS OR BLACK SCREW.
2. "WHT" TO SILVER SCREW.
3. "GRN" TO GREEN GROUND SCREW.

INFORMATION CONTAINED IN THIS DOCUMENT AND ALL OTHER ASSOCIATED DOCUMENTS IS PROPRIETARY AND ARE NOT TO BE REPRODUCED OR DISCLOSED IN WHOLE OR IN PART OR USED FOR ANY DESIGN OR MANUFACTURE WITHOUT DIRECT WRITTEN AUTHORIZATION FROM TANIS AIRCRAFT PRODUCTS.

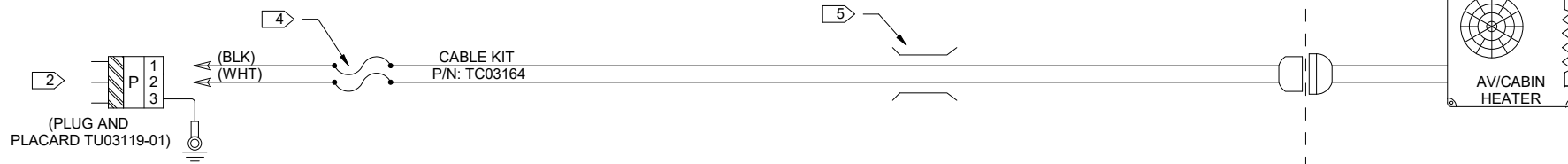
CURRENT REV APPROVAL:				DRAWN BY	DIRK ELLIS	AUG-24-2020	TITLE: CIRCUIT DIAGRAMS - AV HEATER	
				CHECKED BY	GLEN OLIN	AUG-24-2020		
				SCALE	NOT TO SCALE		(EXAMPLES)	
				<div><div>TANIS AIRCRAFT PRODUCTS GLENWOOD MUNICIPAL AIRPORT GLENWOOD, MN 56334 USA +1.952.224.4425</div></div>			SPEC: 90000	
A	INITIAL RELEASE	AUG-24-2020	DNE				SUPERSEDES: N/A	
REV.	CHANGE	DATE	INIT				DRAWING: 03322	
							SHEET: 1 OF 2	

(.vc6 TC format H)

3 AV HEATER CIRCUIT OPTIONS

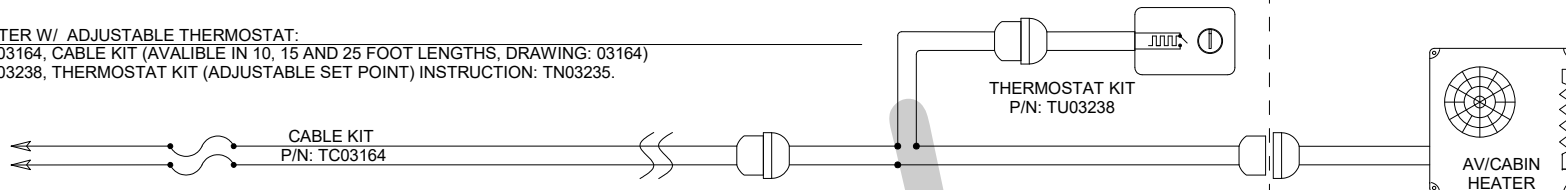
DETAIL C: AV HEATER W/OUT THERMOSTATIC CONTROLLER:

P/N: TC03164, CABLE KIT (AVAILABLE IN 10, 15 AND 25 FOOT LENGTHS, DRAWING: 03164)



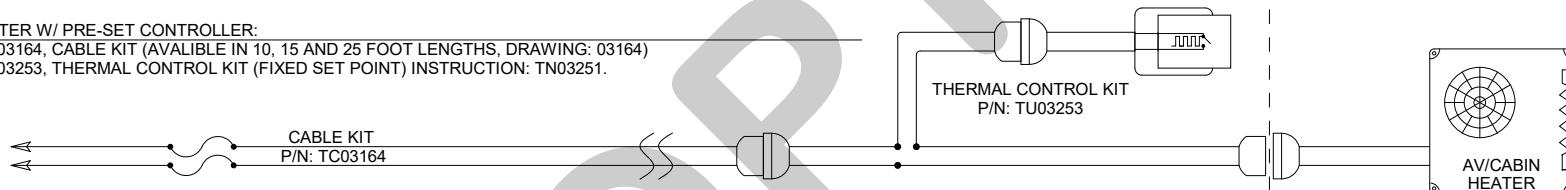
DETAIL D: AV HEATER W/ ADJUSTABLE THERMOSTAT:

P/N: TC03164, CABLE KIT (AVAILABLE IN 10, 15 AND 25 FOOT LENGTHS, DRAWING: 03164)
P/N: TU03238, THERMOSTAT KIT (ADJUSTABLE SET POINT) INSTRUCTION: TN03235.



DETAIL E: AV HEATER W/ PRE-SET CONTROLLER:

P/N: TC03164, CABLE KIT (AVAILABLE IN 10, 15 AND 25 FOOT LENGTHS, DRAWING: 03164)
P/N: TU03253, THERMAL CONTROL KIT (FIXED SET POINT) INSTRUCTION: TN03251.



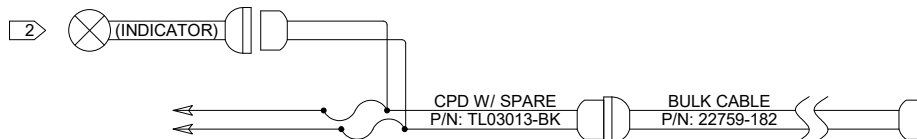
DETAIL F: AV HEATER CABLING OPTION, STANDARD CPD

P/N: TL03013-AK, CPD FUSED LINK KIT, INCLUDES FUSES AND CONNECTORS FOR BULK CABLE, INSTRUCTION: TN03013
P/N: 22759-182, BULK CABLE (LENGTH TBD), 18 GAUGE - 2 CONDUCTOR 27500



DETAIL G: AV HEATER CABLING OPTION, STANDARD CPD W/ INDICATOR

P/N: TL03013-BK, CPD FUSED LINK KIT, INCLUDES FUSES AND CONNECTORS FOR BULK CABLE, INSTRUCTION: TN03013
P/N: 22759-182, BULK CABLE (LENGTH TBD), 18 GAUGE - 2 CONDUCTOR 27500



TANIS AIRCRAFT PRODUCTS
GLENWOOD MUNICIPAL AIRPORT
GLENWOOD, MN 56334 USA

TITLE:
CIRCUIT DIAGRAMS - AV HEATER

(EXAMPLES)

REV. A

DRAWING: 03322

DATE: AUG-24-2020

SHEET: 2 OF 2